

# Kubota

KUBOTA SUPER MINI-EXCAVATOR

# K008-3



Super-compact. Highly reliable. The efficient Kubota K008-3, with enhanced operator protection, is the super mini-excavator of choice for tough jobs where space is limited.



#### Kubota E-TVCS engine

Highly trusted in the compact industrial machinery market, the efficient combustion created by our engine's unique Three Vortex Combustion System reduces exhaust emission, noise and vibration. Its layout also puts most components within easy reach for faster maintenance.



#### ROPS

For extra protection, a foldable rollover protective structure is standard-equipped on the K008-3. Folding the ROPS down lets you easily transport the mini-excavator on lorries, and travel under doorways to work indoors.



### Adjustable track gauge


With easy, single-lever operation, the K008-3's hydraulically adjustable track gauge reduces in seconds—down to 700 mm—to enable navigation in narrow spaces. Conversely, you can widen the track gauge all the way out to 860 mm to provide a 15% increase in stability, even while operating with hydraulic breakers.



With the simple removal of one pin, its quick-fold blade adjusts in size instantly.



When adjusted down to 700 mm, the K008-3 can easily fit through most doorways, permitting access inside of buildings.



Lifting points

Three-point lifting allows a crane to lift it for transport, easily and safely.

Enhanced hose protection

With all hydraulic hoses uniquely hidden within the boom, and the boom cylinder located on the top of the boom, the K008-3 increases service life by offering outstanding protection.

Toolbox/manuals

A handy toolbox is conveniently located under the driver's seat. Plus, instruction manuals are stored in a compartment attached to the back of the seat.



Fully opening engine cover

The engine cover's tilt-up operation exposes most of the engine—providing easier access to components.



Quick-release bucket pins

This timesaving feature enables speedy removal and replacement of attachments without any tools.



Protected hydraulic service port pipes

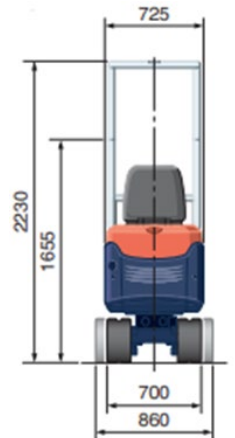
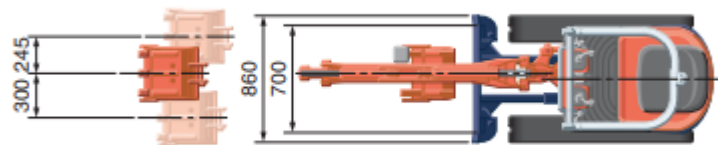
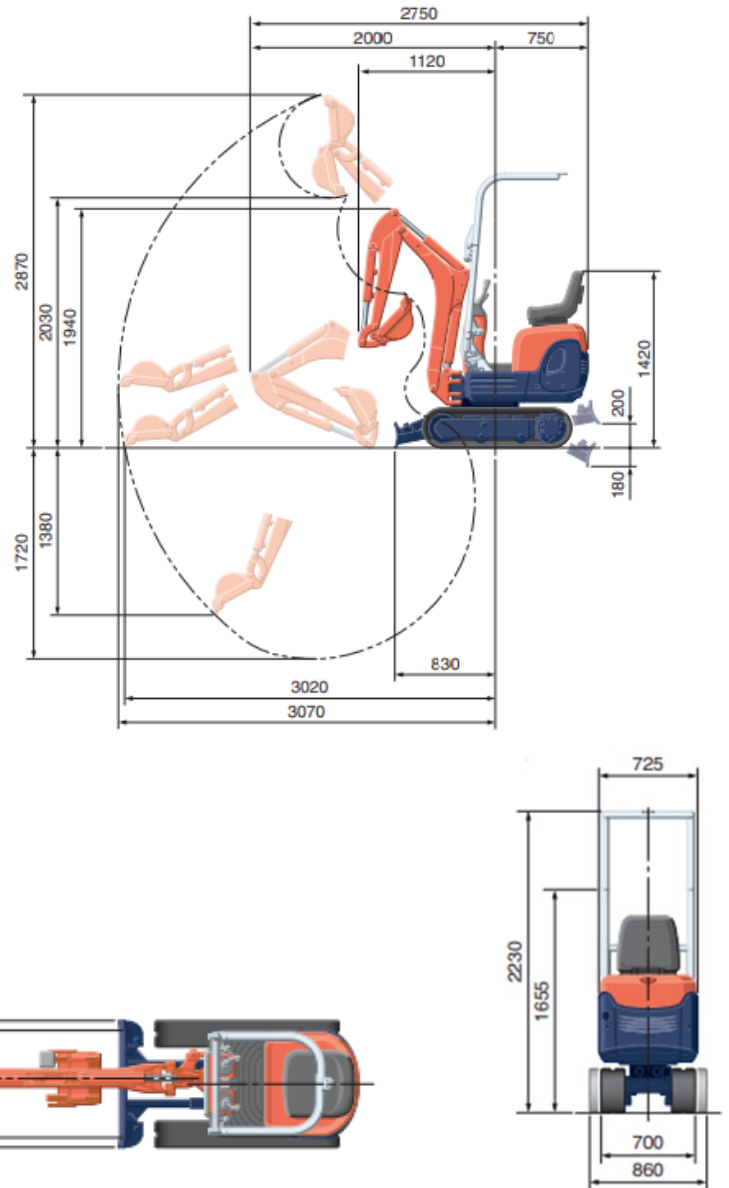
With the K008-3, you'll never need to replace the hydraulic service port pipes again. To reduce the risk of damaging the hydraulic piping, the K008-3's service port pipes are hidden inside the boom, and its service ports are conveniently located at the end of the boom.



## Specifications

*with rubber shoe type			
Machine weight	Rubber crawler	kg	980
Bucket capacity, std. SAE/CECE		m <sup>3</sup>	0.022/0.018
Bucket width	with side teeth	mm	368
	without side teeth	mm	350
Model			D722-BH-5
Type		Water-cooled, diesel engine E-TVCS (Economical, ecological type)	
Engine	Output ISO90249	PS/rpm	10.2/2050
		kW/rpm	7.4/2050
	Number of cylinders	3	
	Bore × stroke	mm 67 × 68	
	Displacement	cc 719	
Overall length	mm		2750
Overall height	mm		2230
Swivelling speed	rpm		8.3
Rubber shoe width	mm		180
Tumbler distance	mm		900
Dozer size (width × height)		mm 700/860 × 200	
Hydraulic pumps	P1, P2		Gear pump
	Flow rate	ℓ/min	10.5 + 10.5
	Hydraulic pressure	MPa (kgf/cm <sup>2</sup> )	16.7 (170)
Max. digging force	Arm	kN (kgf)	4.5 (460)
	Bucket	kN (kgf)	9.8 (1000)
Boom swing angle (left/right)		deg 55/60	
Auxiliary circuit	Flow rate	ℓ/min	21.0
	Hydraulic pressure	MPa (kgf/cm <sup>2</sup> )	170
Hydraulic reservoir		ℓ 12.5	
Fuel tank capacity		ℓ 12.0	
Max. travelling speed		km/h 2.0	
Ground contact pressure		kPa (kgf/cm <sup>2</sup> ) 24.3 (0.25)	
Ground clearance		mm 150	

## Working Range



Unit: mm

## Lifting Capacity

Lift Point Height	kN (ton)								
	Lifting point radius (1m)			Lifting point radius (2m)			Lifting point radius (2.5m)		
	Over-front		Over-side	Over-front		Over-side	Over-front		Over-side
Blade Down	Blade Up	Blade Down		Blade Up	Blade Down		Blade Up		
2.0 m	-	-	-	2.3 (0.23)	1.8 (0.18)	1.5 (0.15)	-	-	-
1.0 m	-	-	-	2.4 (0.24)	1.7 (0.18)	1.4 (0.14)	2.0 (0.20)	1.2 (0.12)	1.0 (0.10)
0 m	7.1 (0.72)	4.5 (0.46)	3.4 (0.34)	2.6 (0.27)	1.6 (0.16)	1.3 (0.13)	1.8 (0.19)	1.1 (0.12)	0.9 (0.09)
-1.0 m	4.2 (0.43)	4.2 (0.43)	3.4 (0.34)	1.5 (0.16)	1.5 (0.16)	1.2 (0.13)	-	-	-

Please note:

\* The lifting capacities are based on ISO 10567 and do not exceed 75% of the static tilt load of the machine or 87% of the hydraulic lifting capacity of the machine.

\* The excavator bucket, hook, sling and other lifting accessories are not included on this table.

